

cardiofax GEM

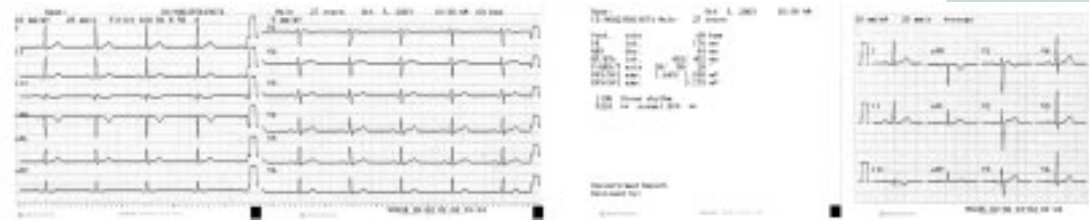
Electrocardiograph

ECG-9022K

Multi-channel and interpretive ECG



Recording Examples



12 lead ECG in 6 traces, analysis results and average waveforms



Automatic extension on arrhythmia detection

Manual extension recording (on first lead group)

Options



Cart, KD-104E


Fixing plate for cart, DI-106D

Patient cable hanger, KH-801E

Carrying case, YC-901D

* Order Accessory kit separately available.

For full list of accessories, options and consumables, see the Technical Data separately available.



ECG Viewer software, QB-903E
(Lets you view ECG data on a PC)

This brochure may be revised or replaced by Nihon Kohden at any time without notice.

Fighting Disease with Electronics

NIHON KOHDEN

NIHON KOHDEN

NIHON KOHDEN CORPORATION
1-31-4 Nishiochiai, Shinjuku-ku, Tokyo 161-8560, Japan
Phone +81 (3) 5996-8036 Fax +81 (3) 5996-8100
www.nihonkohden.com

High value and compact multi-channel interpretive ECG

12 lead ECG simultaneous display

You can review simultaneous 12 lead ECG on a backlit LCD. This helps to avoid examination failure and mis-recording by confirming waveforms before recording.

High level 12 lead ECG analysis

Nihon Kohden's latest interpretation program, ECAPS12C analysis program, is integrated. It provides simultaneous 12 lead ECG acquisition of up to 24 seconds and analysis with approximately 200 findings and 5 judgement categories.

Extended recording

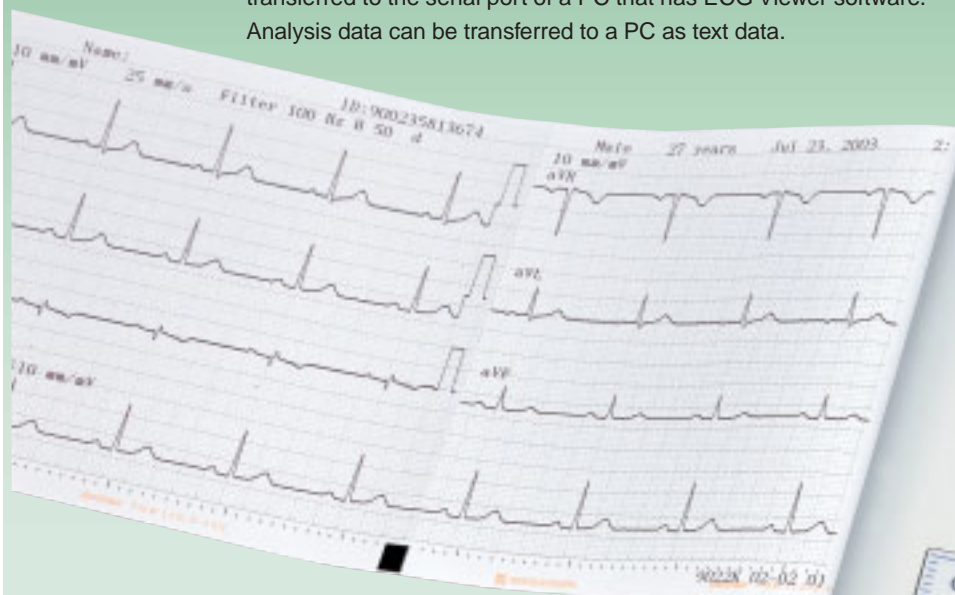
When an arrhythmia is detected, the rhythm lead or lead group can be automatically extended. Manual extension recording on first lead group is also available.

Data storage and transfer

Approximately 8 files \times 10 seconds ECG can be stored and transferred to the serial port of a PC that has ECG Viewer software. Analysis data can be transferred to a PC as text data.

Paper-saving recording

Excellent cost performance in recording. You can record 6 ECG traces on 110 mm paper with the built-in thermal array recorder. Waveforms and analysis results can be transferred to a PC without printing (optional ECG Viewer software required).



Manual ID number entry

For identifying patients and easier filing, you can enter a numerical patient ID with the panel keys.

AC/battery operation

One fully charged new battery allows measurement and recording of 40 patients.

Compact body

Compact and lightweight: you can bring it anywhere easily.

Unique pen sound generation

A pen sound generator in the thermal array recorder helps the operator evaluate the quality of the ECG recording even from a distance. This can help avoid mis-recording and save paper.